



**ENHANCED COMMERCIAL LOADING ZONE SIGN**  
SIGN CODE: CLZ



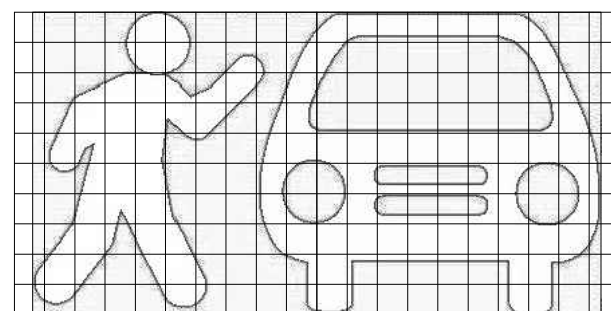
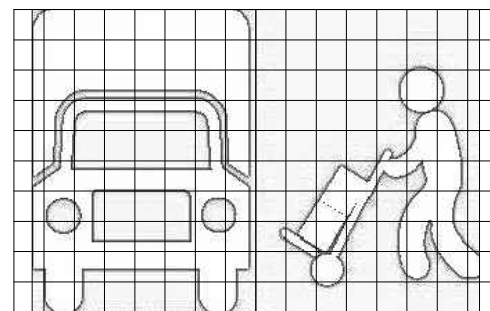
**ENHANCED PASSENGER & COMMERCIAL LOADING ZONE SIGN**  
SIGN CODE: PCLZ

**NOTES:**

1. ALL SIGN LETTERING TO AS1744.
2. REFER TO BRISBANE CITY COUNCIL REFERENCE SPECIFICATION FOR CIVIL ENGINEERING WORKS S154-TRAFFIC SIGNS AND ROADSIDE FURNITURE FOR SIGN SUBSTRATE MATERIAL AND SHEETING REQUIREMENTS.
3. SIGNS ONLY TO BE USED ON BRISBANE CITY COUNCIL CONTROLLED ROADS AND ARE USED TO COMPLIMENT THE REQUIREMENTS OF AS1742 AND THE QUEENSLAND MANUAL OF UNIFORM TRAFFIC CONTROL DEVICES (MUTCD).
4. REFER BSD-3101 FOR BRISBANE CITY COUNCIL KERBSIDE ALLOCATION SIGN CODES
5. ALL DIMENSIONS IN MILLIMETRES (U.N.O.).

**LEGEND:**

- BLUE BACKGROUND - PANTONE 2728 C OR EQUIVALENT
- WHITE LETTERING AND SYMBOL



THE PURPOSE OF THIS STANDARD DRAWING IS TO PROVIDE TYPICAL DETAILS THAT SUPPORT THE DESIRED OUTCOMES OF THE BRISBANE CITY PLAN 2014 AND ASSOCIATED PLANNING SCHEME POLICIES. THE FITNESS FOR PURPOSE OF THIS STANDARD DRAWING FOR A SPECIFIC PROJECT SHOULD BE ASSESSED AND ACCEPTED BY AN APPROPRIATELY QUALIFIED DESIGNER AND/OR REGISTERED PROFESSIONAL ENGINEER OF QUEENSLAND (RPEQ).



BRISBANE CITY COUNCIL STANDARD DRAWING

ENHANCED LOADING ZONE SIGNS  
COMMERCIAL AND PASSENGER &  
COMMERCIAL LOADING ZONES - SHEET 1 OF 2

PUBLISH DATE		SEP 2024
SCALE		NOT TO SCALE
DRAWING NUMBER		BSD-3114
ORIGINAL SIZE	REVISION	
A3	B	



**ENHANCED PASSENGER LOADING ZONE SIGN**  
SIGN CODE: PLZ



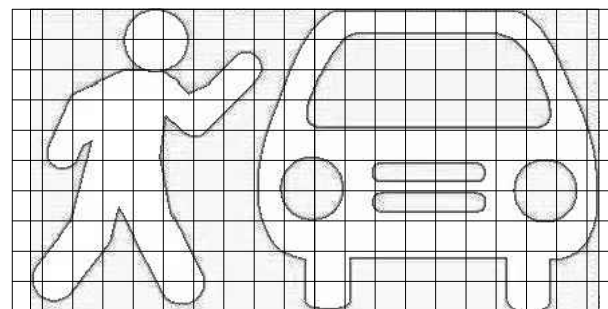
**ENHANCED SCHOOL LOADING ZONE SIGN**  
SIGN CODE: SLZ

**NOTES:**

1. ALL SIGN LETTERING TO AS1744.
2. REFER TO BRISBANE CITY COUNCIL REFERENCE SPECIFICATION FOR CIVIL ENGINEERING WORKS S154-TRAFFIC SIGNS AND ROADSIDE FURNITURE FOR SIGN SUBSTRATE MATERIAL AND SHEETING REQUIREMENTS.
3. SIGNS ONLY TO BE USED ON BRISBANE CITY COUNCIL CONTROLLED ROADS AND ARE USED TO COMPLIMENT THE REQUIREMENTS OF AS1742 AND THE QUEENSLAND MANUAL OF UNIFORM TRAFFIC CONTROL DEVICES (MUTCD).
4. REFER BSD-3101 FOR BRISBANE CITY COUNCIL KERBSIDE ALLOCATION SIGN CODES
5. ALL DIMENSIONS IN MILLIMETRES (U.N.O.).

**LEGEND:**

- BLUE BACKGROUND - PANTONE 2728 C OR EQUIVALENT
- GREEN BACKGROUND - PANTONE 348 C OR EQUIVALENT
- WHITE LETTERING AND SYMBOL



THE PURPOSE OF THIS STANDARD DRAWING IS TO PROVIDE TYPICAL DETAILS THAT SUPPORT THE DESIRED OUTCOMES OF THE BRISBANE CITY PLAN 2014 AND ASSOCIATED PLANNING SCHEME POLICIES. THE FITNESS FOR PURPOSE OF THIS STANDARD DRAWING FOR A SPECIFIC PROJECT SHOULD BE ASSESSED AND ACCEPTED BY AN APPROPRIATELY QUALIFIED DESIGNER AND/OR REGISTERED PROFESSIONAL ENGINEER OF QUEENSLAND (RPEQ).



BRISBANE CITY COUNCIL STANDARD DRAWING

ENHANCED LOADING ZONE SIGNS  
PASSENGER AND SCHOOL  
LOADING ZONES - SHEET 2 OF 2

PUBLISH DATE		SEP 2024
SCALE		NOT TO SCALE
DRAWING NUMBER		BSD-3114
ORIGINAL SIZE	REVISION	
A3	B	